



## Distribution Schedule

### HB STOCKHOLDINGS LIMITED

Distribution of	Equity Shares	as on	31/03/2010
Total Nominal value of Rs.	237922180.00	Nominal value of each share/unit Rs.	10.00
Total number of shares/units	23792218	Paid up value of each share/unit Rs.	10.00

**TABLE I**  
Distribution of holdings


Shareholding of value of Rs.	Shareholders		Share holdings		
	Number	% to total	Shares	Amount	% to total
UPTO TO 5000	77858	98.48	6368598	63685980.00	26.77
5001 TO 10000	698	0.88	532072	5320720.00	2.24
10001 TO 20000	247	0.31	359458	3594580.00	1.51
20001 TO 30000	90	0.11	225799	2257990.00	0.95
30001 TO 40000	36	0.05	131009	1310090.00	0.55
40001 TO 50000	25	0.03	116174	1161740.00	0.49
50001 TO 100000	45	0.06	320618	3206180.00	1.35
100001 and Above	57	0.07	15738490	157384900.00	66.15
<b>** G Total</b>	<b>79056</b>	<b>100.00</b>	<b>23792218</b>	<b>237922180.00</b>	<b>100.00</b>




**Annexure II**  
**HB STOCKHOLDINGS LIMITED**

**(1) (a) Statement showing Shareholding Pattern as on 31/03/2010**

Category code	Category of shareholder	Number of shareholders	Total Number of Shares	Number of shares held in dematerialized form	Total Shareholding as a percentage of total no. of shares		Shares Pledged or otherwise encumbered	
					As a percentage of (A+B) (VI)	As a percentage of (A+B+C) (VII)	No. of shares (VIII)	As a percentage (IX)=(VIII)/(IV)*100
(I)	(II)	(III)	(IV)	(V)	(VI)	(VII)	(VIII)	(IX)
<b>(A) Shareholding of promoter and promoter Group</b>								
<b>(1) Indian</b>								
(a)	INDIVIDUALS/HUF	7	1,21,48,306	1,21,48,306	51.06	51.06	0	0.00
(b)	CENTRAL GOVERNMENT/STATE GOVERNMENT	0	0	0	0.00	0.00	0	0.00
(c)	BODIES CORPORATE	2	98,814	98,814	0.42	0.42	0	0.00
(d)	FINANCIAL INSTITUTIONS/BANKS	0	0	0	0.00	0.00	0	0.00
(e)	ANY OTHER (SPECIFY)	0	0	0	0.00	0.00	0	0.00
	Sub-Total (A) (1)	9	1,22,47,120	1,22,47,120	51.48	51.48	0	0.00
<b>(2) Foreign</b>								
(a)	INDIVIDUALS(NRI)/FOREIGN INDIVIDUALS	0	0	0	0.00	0.00	0	0.00
(b)	BODIES CORPORATE	0	0	0	0.00	0.00	0	0.00
(c)	INSTITUTIONS	0	0	0	0.00	0.00	0	0.00
(d)	ANY OTHER (SPECIFY)	0	0	0	0.00	0.00	0	0.00
	Sub-Total (A) (2)	0	0	0	0.00	0.00	0	0.00
	Total (A)	9	1,22,47,120	1,22,47,120	51.48	51.48	0	0.00
<b>(B) Public shareholding</b>								
<b>(1) Institutions</b>								
(a)	MUTUAL FUNDS/UTI	9	2,51,574	2,42,974	1.06	1.06	0	0.00
(b)	FINANCIAL INSTITUTIONS/BANKS	5	1,70,190	1,69,900	0.72	0.72	0	0.00
(c)	CENTRAL GOVERNMENT/STATE GOVERNMENT	0	0	0	0.00	0.00	0	0.00
(d)	VENTURE CAPITAL FUND	0	0	0	0.00	0.00	0	0.00
(e)	INSURANCE COMPANIES	0	0	0	0.00	0.00	0	0.00
(f)	FOREIGN INSTITUTIONAL INVESTORS	0	0	0	0.00	0.00	0	0.00
(g)	FOREIGN VENTURE CAPITAL INVESTORS	0	0	0	0.00	0.00	0	0.00
(h)	ANY OTHER SPECIFY	0	0	0	0.00	0.00	0	0.00
	Sub-Total (B) (1)	14	4,21,764	4,12,874	1.78	1.78	0	0.00
<b>(2) Non-institutions</b>								
(a)	BODIES CORPORATE	351	24,04,748	23,65,742	10.11	10.11	0	0.00
(b)	i) INDIVIDUALS -HOLD UPTO 1 LAKH (NOM VALUE)	77938	75,63,561	33,31,650	31.79	31.79	0	0.00
	ii) INDIVIDUALS -HOLD ABOVE 1 LAKH (NOM VALUE)	24	8,84,172	8,84,172	3.72	3.72	0	0.00
(c)	ANY OTHER (SPECIFY)- A) CLEARNG MEMBERS	66	61,388	61,388	0.26	0.26	0	0.00
	B) NON-RESIDENTS	654	2,09,465	77,002	0.88	0.88	0	0.00
	C) TRUST	0	0	0	0.00	0.00	0	0.00
	Sub-Total (B) (2)	79033	1,11,23,334	67,19,954	46.76	46.76	0	0.00
	Total (B)	79047	1,15,45,098	71,32,828	48.54	48.54	0	0.00



Category code	Category of shareholder	Number of shareholders	Total Number of Shares	Number of shares held in dematerialized form	Total Shareholding as a percentage of total no. of shares		Shares Pledged or otherwise encumbered	
					As a percentage of (A+B) (VI)	As a percentage of (A+B+C) (VII)	No. of shares (VIII)	As a percentage (IX)=(VIII)/(IV)*100
(I)	(II)	(III)	(IV)	(V)	(VI)	(VII)	(VIII)	(IX)
(C)	<b>Shares held by Custodians and against which</b>							
	<b>Depository Receipts have been issued</b>							
	SHARES HELD BY CUSTODIANS	0	0	0	0.00	0.00	0	0.00
	Sub-Total (C)	0	0	0	0.00	0.00	0	0.00
	Total (C)	0	0	0	0.00	0.00	0	0.00
	Grand-Total	79056	2,37,92,218	1,93,79,948	100.00	100.00	0	0.00



**Annexure II**

**HB STOCKHOLDINGS LIMITED**

**(1) (b) Statement showing Shareholding of persons belonging to the category "Promoter and Promoter Group" as on 31/03/2010**

Sr. No.	Folio# / DPID,CLID	Name of the shareholder	Total Shares held		Shares pledged or otherwise encumbered		
			Number	As a % of grand total (A)+(B)+(C)	Number	As a percentage VI=(V)/ (III)*100	As a % of grand total (A)+(B)+(C) of sub-clauses (I) □ (a)
1	IN300931/10000053	Anju Bhasin	25,989	0.11	0	0.00	0.00
2	IN300931/10004914	Ayush Kapur	75,000	0.32	0	0.00	0.00
3	IN300931/10000061	Harish Chander Bhasin	1,13,37,518	47.65	0	0.00	0.00
4	IN300931/10004906	Kanishk Kapur	75,000	0.32	0	0.00	0.00
5	IN300931/10000045	Lalit Bhasin	4,84,799	2.04	0	0.00	0.00
6	IN300931/10005925	Manasvin Arora	75,000	0.32	0	0.00	0.00
7	IN300931/10005916	Mehar Arora	75,000	0.32	0	0.00	0.00
8	IN300931/10000877	Merrygold Investments Ltd	30,494	0.13	0	0.00	0.00
9	IN300931/10003294	RRB MASTER HOLDINGS LIMITED	68,320	0.29	0	0.00	0.00
<b>Grand-Total</b>			<b>1,22,47,120</b>	<b>51.48</b>	<b>0</b>	<b>0.00</b>	<b>0.00</b>



**Annexure II**  
**HB STOCKHOLDINGS LIMITED**

**(1) (c) Statement showing Shareholding of persons belonging to the category "Public" and holding more than 1% of the total number of shares as on 31/03/2010**

Sr. No.	Folio# / DPID,CLID	Name of the shareholder	Number of shares	Shares as a percentage of total number of shares (i.e Grand total (A+B+C)) in para(I)(a) above
1	IN300020/30086254	AMRIT STEELS (P) LTD	8,99,477	3.78
2	IN300020/30133415	DELHI IRON & STEEL CO (P) LTD	8,54,707	3.59
<b>Grand-Total</b>			<b>17,54,184</b>	<b>7.37</b>



**Annexure II  
HB STOCKHOLDINGS LIMITED**

**(1) (d) Statement showing details of lock-in shares as on 31/03/2010**


Sr. No.	Folio# / DPID,CLID	Name of the shareholder	Category of Shareholders (promoters/ Public)	Number of shares	Shares as a percentage of total number of shares (i.e Grand total (A+B+C)) in para(I)(a) above
---------	--------------------	-------------------------	--	------------------	--

NIL

NIL

NIL

Grand-Total	NIL	NIL
-------------	-----	-----



**Annexure II**  
**HB STOCKHOLDINGS LIMITED**

Shareholding Pattern as on 31/03/2010

**(II) (a) Statement showing details of Depository Receipts (DRs)**

Sr No.	Type of Outstanding DR (ADRs, GDRs,SDRs,etc.	Number of Outstanding DRs	Number of shares underlying outstanding DRs	Shares underlying outstanding DRs as a percentage of total number of shares {i.e. Grand Total (A)+(B) +(C) indicated in the statement at para (1) (a) above }
			<b>NIL</b>	
	<b>TOTAL</b>			

**(II) (b) Statement showing Holding of Depository Receipts (DRs), where underlying shares are in excess of 1% of the total number of shares**

Sr No.	Name of the DR Holder	Type of Outstanding DR (ADRs, GDRs,SDRs,etc.	Number of shares underlying outstanding DRs	Shares underlying outstanding DRs as a percentage of total number of shares {i.e. Grand Total (A)+(B) +(C) indicated in the statement at para (1) (a) above }
			<b>NIL</b>	
	<b>TOTAL</b>			

